



G

rib

"METAL PANEL INFORMATION"



Our 3/4" rib with its anti-siphon feature gives you a weather-tight seal



- Ceramic Pigmented Silicone Polyester Baked Enamel
- OPTIMA Primer®
- Bonderizing Treatment
- Zinc/Aluminum Coating

SERVICE Job lot quantities can be shipped directly from our factory to you. Each shipment, 1 sheet to 100, is paper wrapped in banded bundles for protection in transit and at the job site. Company owned and operated trucks deliver each shipment to insure on time deliveries. Our custom cut lengths, to-the-inch up to 60 feet, reduce or eliminate end laps. You get a tighter, stronger, more attractive building.

DURABILITY Constructed of 29 gauge high tensile steel (to ASTM A792 Grade E, 80,000 minimum yield - 82,000 minimum tensile specifications), our ribbed panels are easy to install, sturdy, and weather tight. Resistance to dents, plus minimal expansion/contraction properties make this steel panel an excellent investment providing lasting protection and greater durability that will enhance all types of structural designs.

PROTECTION First, each panel is coated with Galvalume®, a patented aluminum-zinc alloy coating for extra protection. Panels are then bonderized and an OPTIMA Primer® is applied. The primer supplies flexibility and provides an excellent base for the final coat CERAM-A-STAR®, a ceramic pigmented silicone polyester, supplies strength, hardness and durability against the effects of sun, wind, rain, heat and cold. It is extremely resistant to mildew. No blistering, peeling and flaking either!

SECTION PROPERTIES										
PROD. NAME	NOM. THICK IN.	WT. (PSF)	F _y (KSI)	NET GIRTH IN.	PANEL TOP IN COMPR.			PANEL BOTTOM IN COMPR.		
					I.	S.	F _b	I.	S.	F _b
					in4/ft	in3/ft	ksi	in4/ft	in3/ft	ksi
G.R.	.016	0.75	80	36	0.0075	0.0140	36.0	0.0072	0.0405	12.8
	.020	0.94	80	36	0.0095	0.0184	36.0	0.0094	0.0623	10.3

ALLOWABLE UNIFORM LOADS IN POUNDS PER SQUARE FOOT																					
NOM. THK IN.	LIVE LOAD (STRESS)					LIVE LOAD DEFL. (L/180)					WIND SUCTION (UPLIFT)										
	2'	2.5'	3'	3.5'	4'	4.5'	5'	2'	2.5'	3'	3.5'	4'	4.5'	5'	2'	2.5'	3'	3.5'	4'	4.5'	5'
.016	138	87	60	44	34	27	22	136	81	47	29	20	14	10	168	110	77	57	43	34	28
.020	179	114	79	58	45	35	29	179	102	59	37	25	17	13	221	145	101	74	57	45	37

.016 NOM. THK. Allow Int. Bearing @ 3" = 0.480 K/FT Allow. End Bearing @ 2" = 0.149 K/FT
.020 NOM. THK. Allow Int. Bearing @ 3" = 0.709 K/FT Allow. End Bearing @ 2" = 0.254 K/FT


R

rib

Optional Perlin Bearing Leg

"METAL PANEL INFORMATION"

Optional Perlin Bearing Leg




Optional Perlin Bearing Leg

SECTION PROPERTIES										
GAUGE	NOM. THICK (in.)	WT. (PSF)	F _y (KSI)	NET COVERAGE (in.)	PANEL TOP IN COMPRESSION			PANEL BOTTOM IN COMPRESSION		
					k (in. 4/fft.)	S _x (in. 3/fft.)	F _b (in. /fft.)	k (in. 4/fft.)	S _x (in. 3/fft.)	F _b (KSI)
29	.0170	0.82	80.0	36.0	.0351	.0336	30.0	.020	.0370	30.0
26	.0198	0.96	80.0	36.0	.0423	.0408	30.0	.0383	.0434	30.0
24	.0258	1.25	50.0	36.0	.0575	.0571	30.0	.0521	.0575	30.0
22	.0318	1.54	50.0	36.0	.0702	.0742	30.0	.0659	.0716	30.0
.032 Alum.		Please Inquire								

ALLOWABLE UNIFORM LOADS IN POUNDS PER SQUARE FOOT															
GAUGE	WIND LOAD (STRESS)					LIVE LOAD (STRESS)					LIVE LOAD (DEFLECTION)				
	4'	5'	6'	7'	8'	3'	4'	5'	6'	7'	3'	4'	5'	6'	7'
29	77	49	34	25	19	103	58	37	26	19	103	58	37	26	18
26	90	58	40	29	23	121	68	43	30	22	121	68	43	30	22
24	119	76	53	39	30	160	90	58	40	29	160	90	58	40	29
22	149	95	66	49	37	199	112	72	50	37	199	112	72	50	36
.032 Alum.		Please Inquire													

Standing Seam

"METAL PANEL INFORMATION"



Standing Seam

12" or 16" coverage



Pole Barns Direct

2212 Fox Ave SE, Minerva, Ohio 44657

Phone: 1-877-71-BARN (877-712-2767)

Fax: 330-862-2740

Web Site: www.PoleBarnsDirect.com

Metal - Insulation - Trusses - Overhead Doors
Custom Trim Available - Made To Your Specification